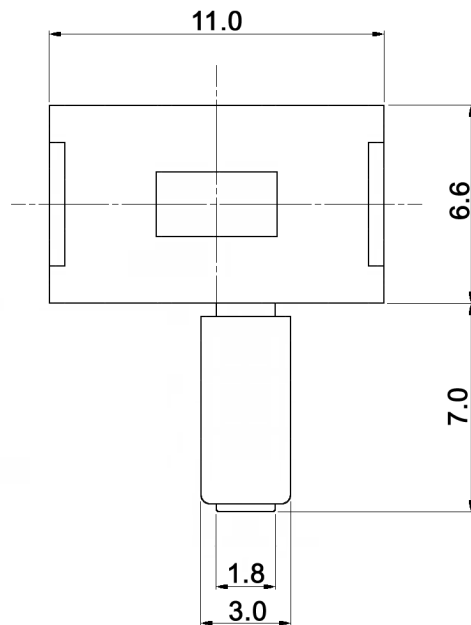
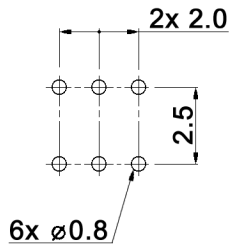
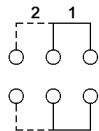


P.C.B. LAYOUT



CIRCUIT DIAGRAM



Specifications:

- Contact rating: 0.3 A, 30 V DC
- Contact resistance: 30 mOhm max.
- Insulation resistance: 100 MOhm min. at 500 V DC
- Dielectric strength: 500 V AC for 1 minute
- Operating temperature: -10°C to +50°C
- Mechanical life: 10 000 cycles
- Operating force: 250 +/-100 gf
- Soldering conditions: 230 +/-5°C, 3 +/-0.5 sec.
- Compliance: RohS II (2011/65/EU)

Tolerances: ±0.2 mm	Date	Name
	08/18	dr
Modifications	Date	Name

MFP 261 N-RA

knitter-switch

30 41 35

Page

1/1